

SAIGON ★ 75

Rulebook





SAIGON 75

Chronicle of a Death Foretold

The *UP! (Under Pressure!)* series offers simple and fast playing strategy games on new historical topics, aimed preferably at being played back-to-back.

Playing a game from the *UP!* series will put you through the mill. As such, the situations on offer are deliberately chosen for their asymmetric qualities, with one of the sides up against the quasi-inexorable pressure of its adversary. Will you manage to change the course of history?

Saigon 75, the first game of the *UP!* series, allows you to relive the fratricidal struggle between North and South Vietnam from the summer of 1973 to spring 1975.

Each game turn represents a season of three months. One of the players controls the “communist” forces of the North, comprising the North Vietnamese Army (NVA) and the Viet Cong (VC); they are referred to as **NV**. The other controls the “liberal” forces of the South, i.e. the Army of the Republic of Vietnam (ARVN); this side is referred to as **SV**.

The game is played on a board representing a map of the southern part of Vietnam, divided into 20 provinces, each province being identified by the name of a town or district. (Example: Kon Tum). Cambodia, Laos and North Vietnam are also represented, and constitute territories that may only be used by NV forces.

On the game board, around the map, there is also a turn record track as well as different tables used to manage unit activation and to determine the desertion rates of South Vietnamese troops.

Note: the terms “units”, “troops” or “forces” are used interchangeably throughout the rules.

*We refer to the two chapters “Components and Set-Up” and “Sequence of Play” using the letters **C** and **S**. Thus **[C.2]** refers to section 2 of the Components chapter.*

Summary

Components and Set-Up

Sequence of Play

1. Turns and Phases
2. Determining unit availability
3. Event cards
4. Movement
5. Stacking
6. Combat
 - 6a. Procedure
 - 6b. Retreat restrictions
 - 6c. Bonus battle dice
7. Air unit attrition
8. Province control check
9. SV forces desertion
10. Objective token recovery (turns 3, 5 & 7)

Special rules for Turn 8 (Spring 1975)

Victory conditions check

Solo play




Text on the Event cards

Components and Set-Up

C.1. Choose a side

Each player chooses the side he is going to play (**NV** or **SV**) and takes the corresponding units, markers and the 5 Battle Dice.

Common components:

-  6-sided die (1)
-  Turn marker (1)
-  Event cards (20)


NV Forces:

-  NV divisions (14)
-  NV divisions—reduced (14)
-  VC battalions (8)
-  Quyết Thành markers (19)
-  Infiltration markers (5)
-  Activation +1 markers (3)
-  NV Battle dice (5)
-  Objective tokens (3)

SV Forces:





-  SV divisions (11)
-  SV divisions—reduced (11)
-  Ranger battalions (6)
-  Marine brigades (4)
-  Paratroop brigades (3)
-  River Patrol units (2)
-  Mechanized regiments (7)
-  Air Support/Air Transport markers (12)
-  Activation +1 markers (2)
-  SV Battle dice (5)
-  Air Attrition dice (2)

C.2. Initial Set-Up of Units and Markers

The majority of the provinces are marked with coloured squares and rectangles, representing the units that start the scenario there. Place the corresponding units on each zone (the rectangles are the SV divisions, and the circles have a colour linking them to a specific type of unit). The 3 Objective tokens are each placed **at random** in the following provinces:  Quảng Trị, Đà Nẵng and Bình Định. Each player places his *Activation +1* markers on the spaces provided on the game board (adjacent to their respective activation tracks).

C.3. Place additional units

The **SV** player has additional units (listed below) which he places in the provinces of his choice:

-  Rangers (3)
-  Marines (4)
-  Paratroops (3)
-  River Patrol units (2)—only in Cà Mau, Cần Thơ, Kiến Giang and Long An provinces

If you would prefer a game balanced more in favour of the SV player, make 2 *Air Support* markers available to the SV player by placing them in the Air Support spaces on the map.

C.4. Set up reserves

All NV divisions, Việt Cộng (VC) battalions and the 5 Infiltration markers are placed in the NV Reserve Pool on the board. The *Quyết Thắng* markers are placed in their dedicated space below the NV Reserve Pool.

C.5. Housekeeping

The D6 is placed near the board within reach of both players, while each player keeps his 5 Battle Dice in front of him.

The **NV** player places the reduced NV division octagons in front of him, off the board, along with the Activation +1 markers. Likewise, the **SV** player places in front of him, and off the board: the Air Support markers, the Activation +1 markers and the reduced SV division octagons. In addition, the **SV** player takes his 2 Air Attrition dice.



C.6. Place the turn marker on space 1 of the Turn Record Track (Summer 1973)

C.7. Prepare the Event Cards

For your first games:

Deal three Event Cards [S.3] to each player. Each player draws a new Event Card at the end of his *Event Card* sub-phase, so that at

the start of each turn he will always be in possession of a full hand of three cards. Since the game comprises twenty Event Cards, four cards are put aside before starting play; these cards remain unknown to either player.

For players familiar with the game:

Deal eight Event Cards to each player. The remaining four cards are set aside (see above).



Sequence of Play

S.1. Turns and Phases

A game lasts a maximum of eight turns. Each turn is divided into two phases, the **NV** player phase and then the **SV** player phase.

Each phase consists of a number of consecutive sub-phases. The player whose phase it is, is called the “active” player.

NV Player Phase

- Determine unit availability [**S.2**]
- Event Cards [**S.3**]
- Move units [**S.4**]
- Resolve combat [**S.6**]
- Check province control [**S.8**]

SV Player Phase

- Determine unit availability [**S.2**]
- Event Cards [**S.3**]
- Move units [**S.4**]
- Resolve combat [**S.6**]
- Check province control [**S.8**]
- Test for SV unit desertion [**S.9**]
- Recover objective Tokens (only on turns 3, 5 & 7) [**S.10**]
- Check Victory Conditions



S.2. Determining Unit Availability

The active player tests for his units' availability by rolling 1D6 and referring to his *Unit Activation Table* on the game board. This table also indicates the maximum number of units that can be activated for the current Phase. It is not possible to carry any non-activated units forward to the next turn. (**Exception:** Air Support/Air Transport markers [**S.6**]).

The result of the *NV Unit Activation Table* indicates the number of infantry divisions (full strength or reduced) that he can activate during his phase. This includes units located in South Vietnam, and/or those present in the *NV Reserve Pool* (historically these units were located in Cambodia/Laos/North Vietnam) that can enter South Vietnam by means of the arrows on the game board. These units can move **and/or** attack freely.

In addition to these units, the **NV** player may activate up to 2 extra VC battalions.

The *Quyết Thành* militia markers, like the Infiltration markers, [**S.8**] are not units, and therefore do not form part of the unit availability process.

The result of the *SV Unit Activation Table* indicates the number of units the **SV** player can activate during his phase. It represents the combination of the number of units that he can move and/or attack with, and the number of Air Support (strike or transport) markers he can place in the spaces provided on the game board.

It costs 1 activation to acquire an Air Support marker, but their use thereafter [**S.6**] is free for as long as the marker is still in play.

The Air Support/Air Transport spaces on the board may not contain any more than 5 markers. The **SV** player can use them to support combats in attack or in defense [**S.6**] or to transport Rangers units [**S.4**].

Those units that have been activated are placed on their "Activated" side (identified by a star) as an aide-memoire. At the end of the active player's phase all these units are turned back onto their non-activated side (i.e. with no star visible).

The **NV** player has 3 *Activation +1* markers, the **SV** player has 2. An *Activation +1* marker allows a player to add one extra availability point to the result obtained from the *Activation Table*.

More than one *Activation +1* markers may be used in the same turn, but a player may not exceed a turn's availability limit as specified on his *Activation Table*. Each Objective token [**S.10**] that a player has in their possession also allows for 1 extra activation but, as above, always in compliance with the current turn's availability limits.

S.3. Event Cards

There are 20 Event Cards; 6 to the advantage of the **SV** player, 12 to the advantage of the **NV** player, and 2 "neutral" ones.

Each card has:

- the event name
- a background color indicating which camp is advantaged by the event
- an illustration
- a description of the event's effect(s) on the game.



The active player must play one of the cards in his hand, and the event associated with it is in effect during his phase.

Each card is discarded after the event has been fulfilled, or at the end of the active player's phase depending on the card. (**Exception:** if the *Crisis in Saigon* event has been played by the **NV** player, it must be retained on the gameboard as an aide-memoire until the **SV** desertion phase.)

After discarding, the active player then draws a new card in order to restore his hand to three cards. (**Exception:** ignore this step if you have chosen the eight-card hand option suggested in **[C.7]**).

S.4. Movement

All units have 1 movement point, apart from Mechanized SV units that have 2 (see below). Moving into an adjacent province costs 1 movement point. Two provinces are adjacent if they share a common border. **Example:** the province of An Lộc is adjacent to the provinces of Phước Bình, Saigon and Long An, as well as Cambodia.

A unit may only move voluntarily once per turn, during its movement phase.

Only NV units may move from a border province of South Vietnam to a zone representing Cambodia/Laos/North Vietnam (and vice versa).

Any unit entering an enemy controlled province must cease moving immediately.

Any unit may freely leave a province that contains units from both sides.

All movement must adhere to the stacking rules **[S.5]**.

Marine, Ranger and paratroop units may use special movement instead of their normal movement.

Marine brigades may be moved from one coastal province to any other adjacent or non-adjacent coastal province. This special movement may also be used for Retreat after Combat **[S.6]**.

Paratroop brigades may be moved to any other province, adjacent or not.

Ranger battalions may move like paratroop brigades, but must use an Air Support marker for each battalion moved in this way (the markers must be available in the *Air Support* spaces on the board). Air Support markers used in this fashion are subject to an Air Support attrition die roll **[S.7]**.

River Patrol units may only move between adjacent provinces where the Mekong River flows (Cà Mau, Cần Thơ, Kiến Giang, Long An).



SV Mechanized units have two movement points. They must stop moving as soon as they enter a province that contains a mountainous terrain symbol (Kon Tum, Pleiku, Đắk Lắk, Đắk Nông) and/or is enemy controlled **[S.4 and S.8]**.

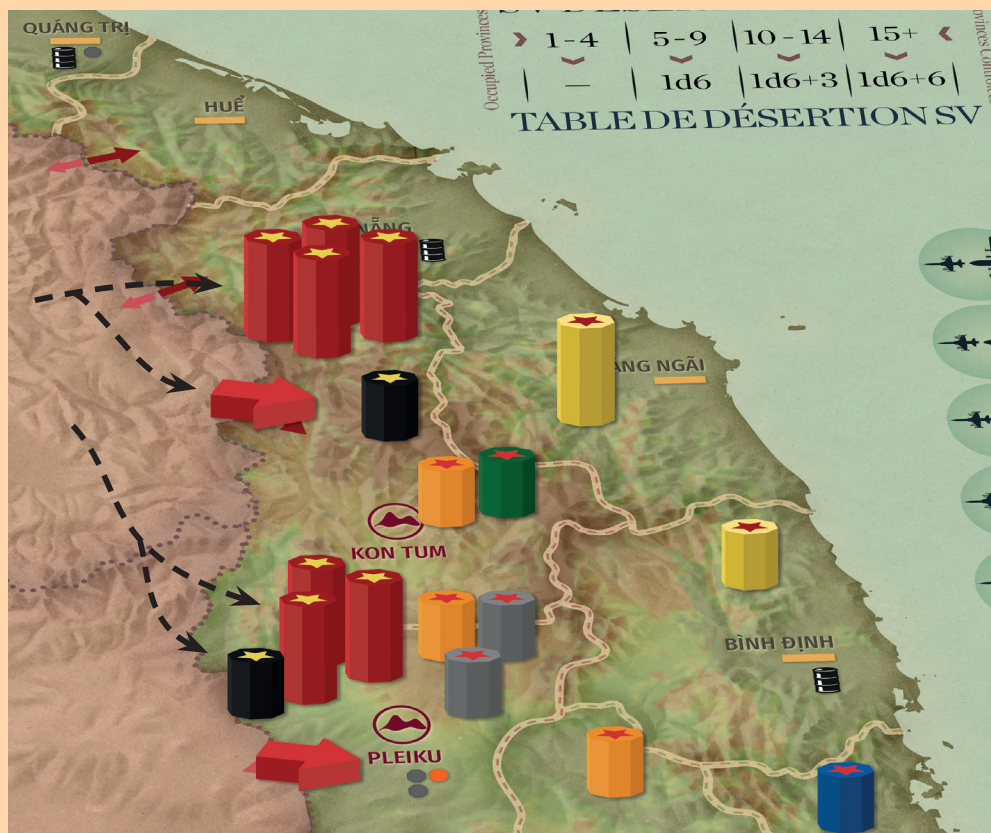


The *Quyết Thành* militia markers **[S.8]** may not move.

S.5. Stacking

Stacking controls the number of units (full strength or reduced) that a province can contain. A province may not contain more than five units from the same side.

Militia markers and Air Support markers do not count for stacking. If the stacking limit is exceeded at the end of a Movement or Combat Phase, the excess units are eliminated at the owning player's choice. There are no stacking limits in the Cambodia/Laos/North Vietnam zones.



Activation, Stacking, Movement

We are in Turn 1 (summer 1973). The **NV** player has obtained a 5 for his Unit Availability roll, for a total of 7 activated NV divisions and 2 VC units (that are "free").

He decides to invade Kon Tum with 4 NV divisions and 1 VC unit, then to move 3 NV divisions and 1 VC unit to Pleiku. For the combat phase he also places 1 Infiltration marker in each province.

The **NV** player has reached the maximum stacking limit in Kon Tum province (the Infiltration marker does not count against stacking).

S.6. Combat

Any unit belonging to the active player that is in the same province as at least one enemy unit may engage in combat. The player's unit(s) become the attackers. It is never compulsory to attack. An individual unit may only take part in one combat per Combat Phase.

At the end of all his movements, the active player declares the combats he wishes to initiate. He chooses the activated units that will fight, and decides the order in which the combats will take place. There may only be one combat per province.

There is no obligation to attack with all the units present in a province. Those units not engaged in the combat are not affected by the results of that combat. On the other hand, during an attack all the enemy units present must take part in the defense.

Exception: a Việt Cộng unit may only be attacked if at least one Rangers or River Patrol unit is taking part in the attack. If no

Rangers unit is attacking, the **NV** player may choose not to engage their VC battalion(s) in the combat. A Việt Cộng unit which attacks suffers all combat results that are inflicted by the defender (whether a Rangers or River Patrol unit is present or not).

The results of combat are considered to be simultaneous. A combat in a province lasts only one round; i.e. the dice are only rolled once per combat sub-phase in each province.

6a. PROCEDURE

Each player rolls as many dice as he has engaged units, plus any possible bonus Battle Dice [S.6].

The attacker first of all announces how many combat units are engaging in the attack as well as any bonus Battle Dice. The defender in turn declares if any bonus Battle Dice are being used to support all of their combat units. Each player then rolls their dice.

A player may not roll more than 5 Battle Dice per combat. The defender applies the combat results, as indicated by the Battle Dice (casualties or retreats), to his troops first. The attacker then follows suit.

Dice results:

Ø : no result

⊕ (casualties) : an enemy division, owning player's choice, is reduced. A division that is already reduced, or any other kind of unit, is removed from the game.

⚡ (retreat) : the number of ⚡ results each side has rolled are compared and the balance is calculated. For each excess ⚡, an enemy unit (owning player's choice) must retreat into an adjacent province.

Example: if the **NV** player rolls 2 ⚡ and the **SV** player 3 ⚡, the balance is 1 ⚡ against the **NV**. Therefore 1 NV unit must retreat.

Quyết Thành militia markers [S.8] are unaffected by ⚡ or ⊕ results.

6b. RETREAT RESTRICTIONS

Each unit must retreat into an adjacent province under friendly control that contains more friendly units than enemy units (**Reminder:** *Quyết Thành* militia markers do not count as units [S.2]). In the event it cannot retreat, the unit concerned is reduced (and may therefore be eliminated).

A Marine brigade in a coastal province may retreat to any other SV controlled coastal province,

Only NV units may retreat into Cambodia/Laos/North Vietnam. In that case they are placed in the NV Reserve Pool.

The **NV** player may at any point "reconstitute" a complete division out of two reduced divisions in his Reserve Pool.

If there are more ⚡ results than there are units to retreat, the extra results have no effect.

If a unit's retreat into a province would exceed stacking limitations, then that unit is eliminated.

A NV division may choose to be reduced rather than retreat. SV units may choose to retreat voluntarily after combat. If a unit retreats into a province where a combat has still to be resolved, it may not participate in the combat but it does suffer any adverse results.

If the outcome of the ⚡ and ⊕ results is such that all the SV and NV units are eliminated or have to retreat, the last unit to retreat may be exempted from retreating (at the owning player's choice).

6c. BONUS BATTLE DICE

At the start of the game the **NV** player has 5 *Infiltration* counters. Each counter allows him a bonus Battle Die that can be used in a combat taking place in a province adjacent to the infiltration zones, i.e. adjacent to Cambodia, Laos or North Vietnam.

In order to use the *Infiltration* counter, the **NV** player must be the attacker in the combat in question. Only one counter may be used per combat; the player must announce its use before rolling the dice. Using an *Infiltration* counter is "free" and is not equivalent to activating a unit; each counter is discarded after use.

The **NV** player benefits from a bonus Battle Die if he is the defender in a combat taking place in a province that contains a *Quyết Thành* militia marker [S.8]. Where a province is occupied solely by one or more SV units after combat, the *Quyết Thành* militia marker is removed.

The **SV** player has a number of Air Support markers available to him (these may not be used before the **SV** player's phase in Turn 1). In combat, the **SV** player may use one or two Air Support markers per friendly unit engaged on the ground. Each Air Support marker gives the **SV** player a bonus Air Support Battle Die for the combat. (**Tip:** as a reminder the Air Support markers used in a combat are placed in the province where the combat took place, until the air attrition checks have been made [S.7]).

Using an Air Support marker is "free" and is not equivalent to activating a unit. Air

Supports that are not used are kept from one turn to the next.

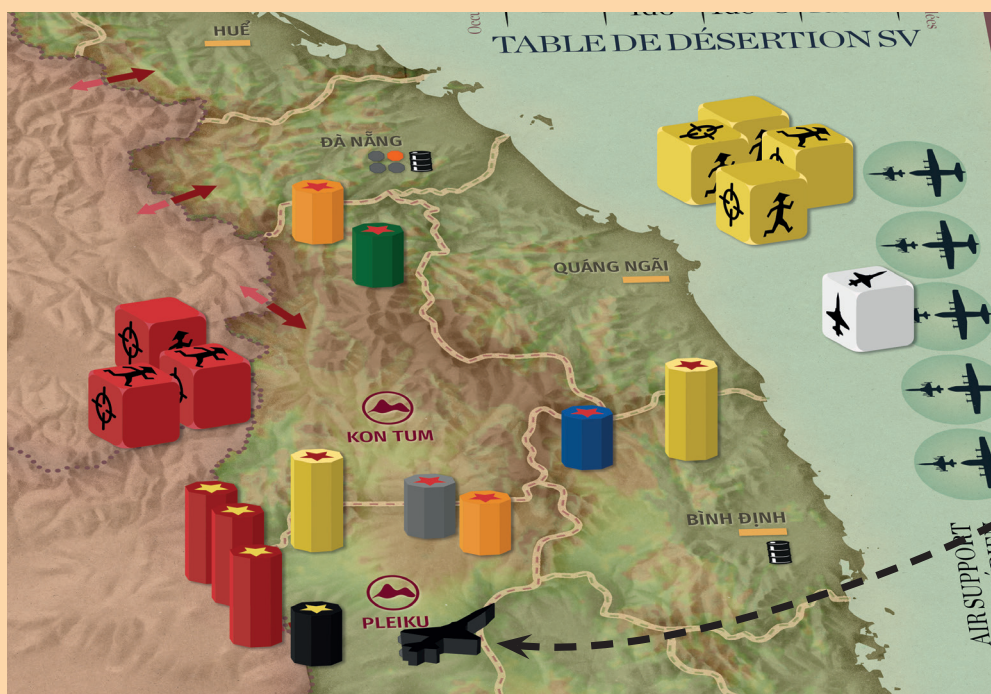
In any combat in Saigon the **SV** player always has a bonus Battle Die if he is defending.

Certain events on the cards will allow the players bonus Battle Dice.

Each Objective token allows the player to receive 1 bonus Battle Die.

However many bonus Battle dice a player receives, the total number of Battle Dice they can have is always limited to 5 per combat.

In the course of a combat, the attacker is the first to declare the number of bonus Battle Dice he is using. At no point may he change this decision. Thereafter, the defender may decide if he wishes to allocate any bonus Battle Dice, or not.



Combat, Retreat

The **SV** player has played the Ammo Shortage (E-02) Event Card. He decides to attack with all his activated units in Pleiku. The **NV** player will have to defend with his VC unit because a Ranger unit is taking part in the attack. The **SV** player also adds 1 Air Support marker that he had previously activated. He therefore rolls 4 yellow dice and 1 white die (for Air Attrition).

The **NV** player is defending with 3 divisions and his VC unit. He only rolls 3 Battle dice, because of the **SV** player's Event Card.

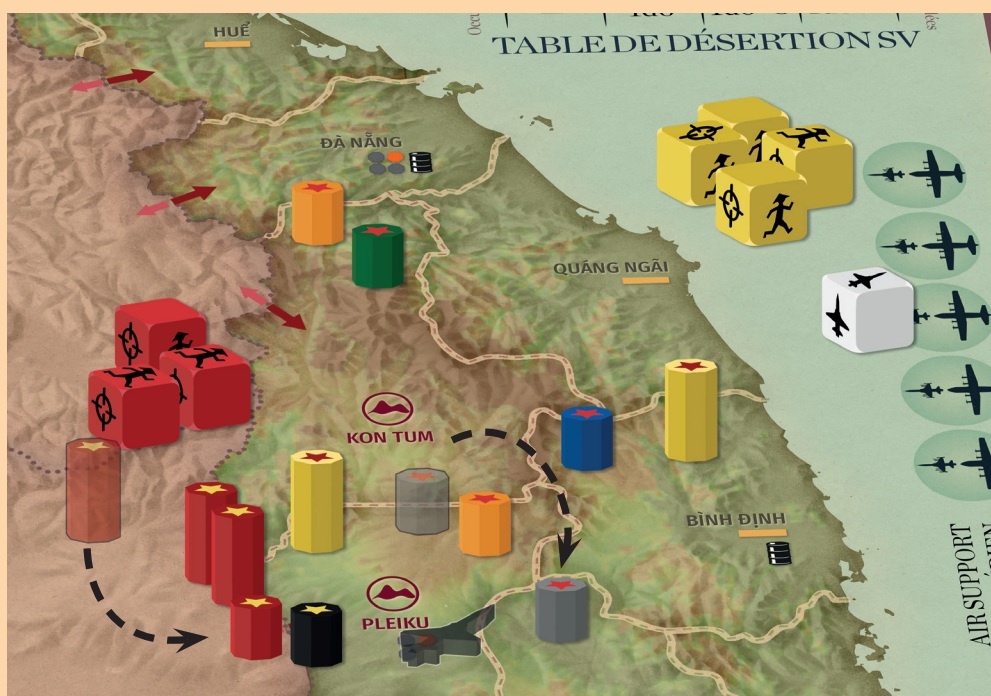
SV results : 00 00 00 00 00

NV results : 00 00 00

As the defender the **NV** player first of all applies the casualties to one of his NV divisions. The **SV** player must then retreat one of his units (2 00 against 1 00). He decides to move the Mechanized division to Phu Yen.

The province has not changed sides.

The result of the white die roll eliminates the Air Support that was used.



S.7. Air Unit Attrition

For each combat the **SV** player rolls a number of Air Attrition Dice equal to the number of Air Support markers committed. For every 'aircraft' symbol rolled, one of the Air Support markers engaged in the combat is eliminated for the rest of the game. This represents enemy AA fire as well as maintenance and supply problems. If an Air Support marker is not eliminated, it is placed back on an Air Support space and immediately becomes available again.

S.8. Province Control Check

At the start of the game all the provinces in South Vietnam are under SV control.

After each combat, and after the SV unit Desertion Phase, control of the provinces is checked.

A province that is occupied solely by units from the one side is controlled by that side.

A province occupied by units from both sides is controlled by the **NV** if it contains a *Quyết Thành* militia marker, and by the **SV** if it doesn't.

After each Combat Phase, the **NV** player places a *Quyết Thành* militia marker in each province he controls and where there are no SV units. This marker, as well as indicating NV control of the province, also allows the **NV** player a bonus Battle Die for each combat in defense taking place in that province.

If a unit belonging to the **SV** player enters a province controlled by the **NV** where there is a *Quyết Thành* militia marker on its own, then the marker is immediately removed and the province passes into SV control. In this event, the SV unit ceases its movement immediately.

There may only be one *Quyết Thành* militia marker per province controlled by the **NV** player.

If, after combat in a province under NV control:

- only the *Quyết Thành* militia marker remains, then it remains in place and the province stays under NV control.
- the **SV** player has more units than the **NV** player, then the *Quyết Thành* militia marker is removed and the province is returned to SV control again. (**Exception:** in Saigon province the **SV** player only needs to have as many units as the **NV** player).

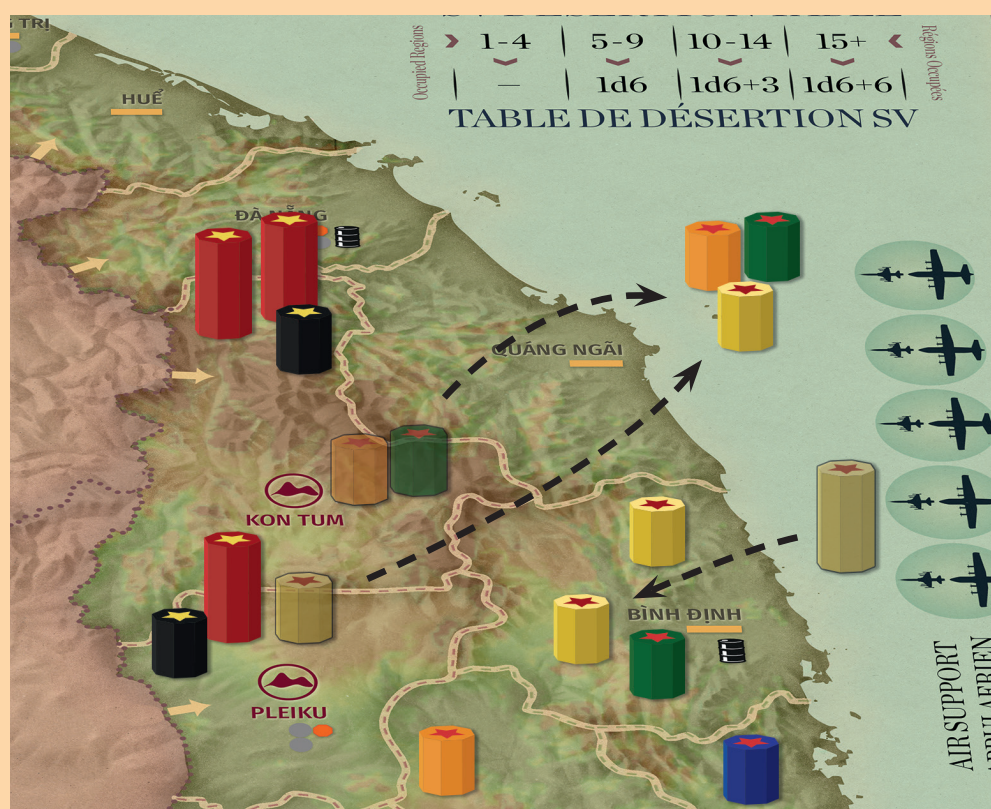
Any empty province not under NV control (i.e. without a *Quyết Thành* militia marker) is considered to be under SV control.

S.9. SV Desertion

The **SV** player counts the provinces controlled by the **NV**, rolls a die and consults the *Desertion Table* on the board in order to calculate the number of SV units that desert. A full strength SV division represents two units for this purpose. It is permissible to simply reduce a division; this counts as one unit deserting.

Units that desert are removed from the board by the **SV** player in the following order:

- first, units in provinces that border Cambodia/Laos/North Vietnam and that are occupied by units from both sides;
- second, units in provinces that border Cambodia/Laos/North Vietnam;
- third, units in a province occupied by units from both sides, with the exception of Saigon;
- finally, all other SV units.




Desertion


The **NV** player controls 6 provinces and his opponent rolls a 4 during the SV Unit Desertion phase.

The **SV** player decides to withdraw the 2 units in Kon Tum from the game, the one in Pleiku, and to reduce the division in Binh Dinh.



S.10. Objective tokens (turns 3, 5 & 7)

During this sub-phase of turns 3, 5 and 7, the players check which side controls the province where the Objective token  is located whose number corresponds to the turn that is just finishing.

The player who controls the province at the end of the **SV** player's phase takes the token  and places it in front of him for future use.

During his own turn the Objective tokens allow the owning player to either:

- have 1 extra activation (Unit Availability Phase [S.2])
- re-roll any one of his dice (Unit Availability Phase [S.2], or Combat Phase [S.6])

- discard 1 card and draw a replacement card from the 4 cards set aside during the game set-up (this card can be played at any time)
- move 2 units using strategic movement (to be carried out at the start of the Movement Phase) [S.4]). These 2 units can be moved anywhere on the map and are not considered to be activated. Therefore, they may not take part in combat. They also do not count towards the maximum number of units that may be activated in the current turn.

A player may only use one Objective token per turn. After use, each Objective token is withdrawn from the game.

Special Rules for Turn 8 (Spring 1975)

If, on the last turn units from both sides occupy Saigon province, the SV units may not leave the province, and must attack; this means that units present in Saigon must be given priority for activation.

If there are not enough activations to activate all the units in Saigon, only those units that have been activated may fight. However, combat results suffered by the **SV** side are applied to all units, even those that were not activated.

Check victory conditions

If, at the end of any turn, the **NV** player controls Saigon province (it contains a *Quyết Thắng* marker), or if the **SV** player has no more units on the board, the game ends with a NV victory.

If the **NV** player is not in control of Saigon province at the end of Turn 8, the **SV** player wins the game (even if he has no units remaining in Saigon. Given the resistance displayed by the ARVN, the United States decides to intervene to save South Vietnam by engaging its air forces once more, in particular the formidable B-52s).

Although of course Saigon 75 can be enjoyed in a single play-through, the game's main interest lies in "back-to-back" games where the players change sides.

Each player takes turns to play the North and the South. At the end of the second game the winner is the person who as the **NV** player captured Saigon the soonest. If Saigon is captured on the same turn in both games, the **NV** player who controlled the most provinces at the end of the game is declared the winner. In the event of a draw, the winner is the **SV** player who had the most units still in play at the end of the game (available Air Supports count as units for this purpose). If it is still not possible to separate the players, the winner is the **SV** player who had the most ½ divisions remaining at the end of the game (complete divisions count as 2 ½ divisions for this purpose), not the other special units.

Playing Saigon 75 Solo

Setup

Setup is almost identical to the 2-player mode, differing in only 2 points.

- 1) Shuffle the Solo Cards and form a draw pile.
- 2) Shuffle the Event Cards and deal 8 cards to the **NV** side and 8 cards to the **SV** side.

Solo mode operation

A Solo Card is drawn at random at the start of the **NV** side's phase.

This card is drawn before determining which units will be activated for the phase.

It determines the *Event Card* to be played by the **NV** player.

It gives the *Order of Preference* for the **NV** side's targets, and details of its *Activation*.

It specifies how *Combats* and *Retreats* are handled, and the use of the *Objective tokens*.

At the end of the **NV** side's phase the Solo Card that has just been used is removed from the game.

Event Cards

The **SV** player uses their cards as normal. However, the **NV** side uses its cards differently. The cards are placed in a draw pile, face down. The Solo Card drawn at the start of the turn specifies the priority of the Event Cards the **NV** player plays.

Example: The Solo Card for the turn specifies an order of events of Yellow/Red/Green. The player draws cards from the NV Event Cards draw pile until a yellow card appears. This is the Event Card that the **NV** side uses this turn. If no yellow card is drawn, the cards that have just been drawn are re-shuffled with the Event Cards that have already been drawn, and the process starts again. If there is still no yellow card drawn, this means that

there are no yellow Event Cards left in the **NV** side's draw pile. In that case the player returns to the Solo Card to find the second order of priority, which is red. The previously drawn Event Cards are re-shuffled, as before, and the cards are drawn at random until a red card appears. If no red card appears, restart the process with the third order of priority, which is green.

Order of preference

When the **NV** side has to specify one or more SV unit(s), this is done in the following order: Paratroops/Marines/Mechanized regiments/Rangers/SV divisions/River Patrols /Reduced SV divisions.

NV player activation

The **NV** side uses an *Activation +1* marker if the die roll to determine Unit Availability is less than 4.

In the first instance the **NV** side activates units closest to the provinces they are to be moved to. If the distances are equal, units from the Reserve Pool are activated first, followed by those in the most northerly provinces, and then by those in the most westerly provinces. Units at full strength are activated first, then if there are still units to be activated, reduced units may be activated. In addition to these activated units, the **NV** side may always activate up to 2 VC units if there are any available.

The **NV** side may never move a unit from Saigon to another province.

If the **NV** side has to move units into a province where it already has units, and combat can be initiated with those units already present, then they are activated without the need to be moved.

The **NV** side may not activate units that will not be moved or participate in combat.

In the Movement Phase the **NV** side moves its units towards the provinces specified on the Solo Card. **Up to 2 units are moved per unoccupied province, and as many units as necessary to ensure 1 more unit than the enemy in provinces occupied by the SV player.** If there are not enough units available to send them to each province specified on the Solo Card, the player begins by moving units to the specified provinces that are closest to Saigon; then gradually moves away from west to east, remaining as close as possible to the border between North and South Vietnam, and finally progresses towards the south coast. If on the other hand there are still units available once the player has moved units towards all the provinces specified on the Solo Card, any remaining units are sent to empty SV controlled provinces, 2 units per province and following the same order of priority. The exception to this rule is if the **NV** side has a choice between more than one province, amongst which at least one has an Objective token in it. In this case the player moves units towards the province with the Objective token that comes into effect the soonest. The **NV** side always completes movement towards one province (as much as possible) before starting any movement towards another province.

NV units move as a priority towards provinces that contain neither Ranger nor River Patrol units. The **NV** side never moves units towards a province that already contains 5 of its units. **If the Solo Card specifies that provinces are to be reinforced, first of all check that the NV units are present in at least 5 provinces.** If this is not the case, the player moves their units towards the provinces specified on the Solo Card. If on the other hand there are NV units present in at least 5 provinces, these provinces are reinforced; this means sending units to provinces where NV units are already

present in order to have numerical superiority (1 more unit than the enemy), or placing 2 units in a province unoccupied by the **SV** player. Saigon is reinforced as a priority, then the nearest provinces to Saigon, from the north to the south, and from the west to the east. During reinforcement, as with normal movement, the **NV** side activates units already in a province if that will allow combat to be initiated.

If reinforcement is not necessary, i.e. when the **NV** side has numerical superiority in every province it is present in, the player moves as if NV units were only present in less than 5 provinces.

Combat

In a combat where the **NV** side is defending and has VC units available, they are only involved in the combat under one of the following conditions: either because there is no choice, since at least one Ranger or River Patrol unit is taking part in the attack, or because without the VC units the **NV** side would be outnumbered and employing the VC units will allow the **NV** to match, or outnumber its SV attackers.

To be the attacker in a combat the **NV** side must fulfil the condition on the Solo Card drawn that turn. The condition may be that the **NV** side initiates combat in a province where he has numerical superiority, or where he is equal in numbers or has superiority, or there may be no conditions and the **NV** side initiates combat in as many provinces as it can.

Example: To have numerical superiority the **NV** side must have more units in the province than the **SV** player. In calculating this include the bonuses furnished by Infiltration markers and/or Event Cards. If this number is greater than the number of SV units in the province the **NV** side is considered to have fulfilled the

condition of numerical superiority and may initiate combat.

During combat in a province adjacent to infiltration zones, if the **NV** side is the attacker it uses an Infiltration marker to increase its number of Battle Dice if it does not have numerical superiority, and if it is not already rolling 5 Battle Dice.

NV retreats

If an NV unit is forced to retreat, it does not choose to reduce a division unless it cannot retreat without losing that division.

If a retreating NV unit has a choice of provinces to retreat into, it chooses the province with the least number of NV units in it. If it is still not clear which province to retreat into, the unit retreats towards the province closest to Saigon, then towards the Reserve Pool, and finally towards the northernmost province on the board.

Objective tokens

Any Objective tokens the **NV** tokens has are used as specified by the Solo Cards.

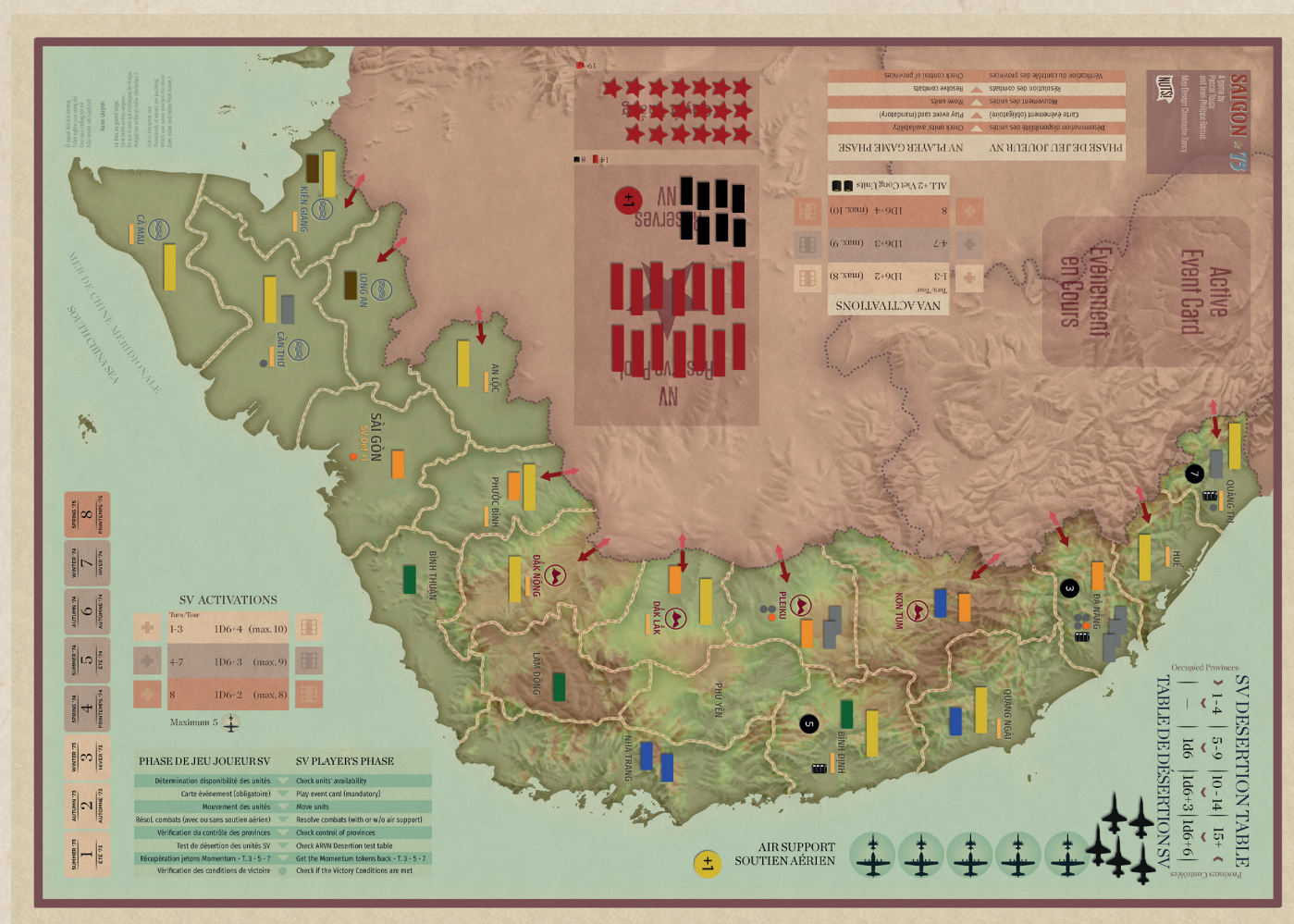
Precisions on Event Cards played by the NV player

When the **NV** side has to apply a bonus during a combat it does so as soon as possible (Uprising, Armoured Support, Paralysed Leadership, and Corruption Event Cards).


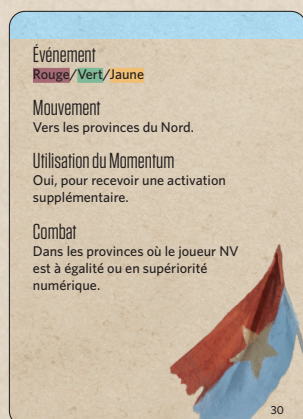
When the **NV** side has to choose a province, it chooses Saigon whenever possible. If this is not possible, or if doing so would have no effect, the player chooses the province with the most SV units amongst those where the **NV** side is outnumbered. In the event of a tie, provinces in the north, followed by those in the west are prioritised, as with movement (Diversion, Evacuation, Viet Cong Infiltration, Corruption and Montagnards' Revolt Event Cards).



First turn — example of play:



The **NV** side draws Solo Card #30. The player draws cards from their Event Cards draw pile until they draw a red card. The **NV** side plays Event Card #19. The other cards that have been drawn are left to one side.



The die roll for NV Unit Availability is 3. The player therefore uses an *Activation +1* marker, and because this is the first turn, the number of units available increases to 6.



The units are moved towards the three provinces in the north, going from north to south. With the two VC units needing to be placed, in provinces without any Ranger units, they are sent to the two northernmost provinces. Three units are sent into the first province to provide numerical superiority. Two units are enough for the second province, and only three units remain for the last province.



To initiate combat the **NV** side must have numerical superiority, or at least equal numbers. The two northernmost provinces fulfil the criteria, but not the third. However, it is a border province, so an Infiltration marker is added and the combat can be initiated.

The combats are resolved, starting with the northernmost province.

The **NV** side rolls Ø ☉ ☉ ☉ and you roll ☉ ☉ (the **NV** side rolls one more Battle Die thanks to its Event Card). Your SV division is reduced and then eliminated, and your second unit is also eliminated. The two NV divisions retreat towards Cambodia/Laos/North Vietnam, but one NV unit remains in the province. Place a *Quyết Thắng* militia marker in the province.

For the second combat the **NV** side rolls ØØ ☉, and you roll ☉ (the **NV** side again rolls an extra Battle Die thanks to its Event Card). Your SV division is therefore reduced and the VC unit retreats to the nearest friendly controlled province, i.e. the one just to the north which has just been taken over by the **NV**.

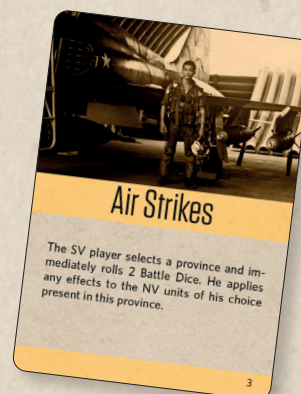
In the third combat the **NV** player rolls Ø ☉ ☉ ☉, and you roll ØØ ☉ ☉. One of your units is therefore eliminated, and there is no other effect.

The NV turn is now complete and you can start your own turn.

TEXT ON THE EVENT CARDS

Air Strikes (E-03): The **SV** player selects a province and immediately rolls 2 Battle Dice. He applies any effects to the NV units of his choice present in the province.

Strategic Redeployment (E-04): The **SV** may immediately redeploy up to 5 units in any SV province on the map. If played during the SV Phase, any units redeployed using this event are considered activated and to have already moved. These units may participate in combat. They do not count against the maximum number of units for activation.



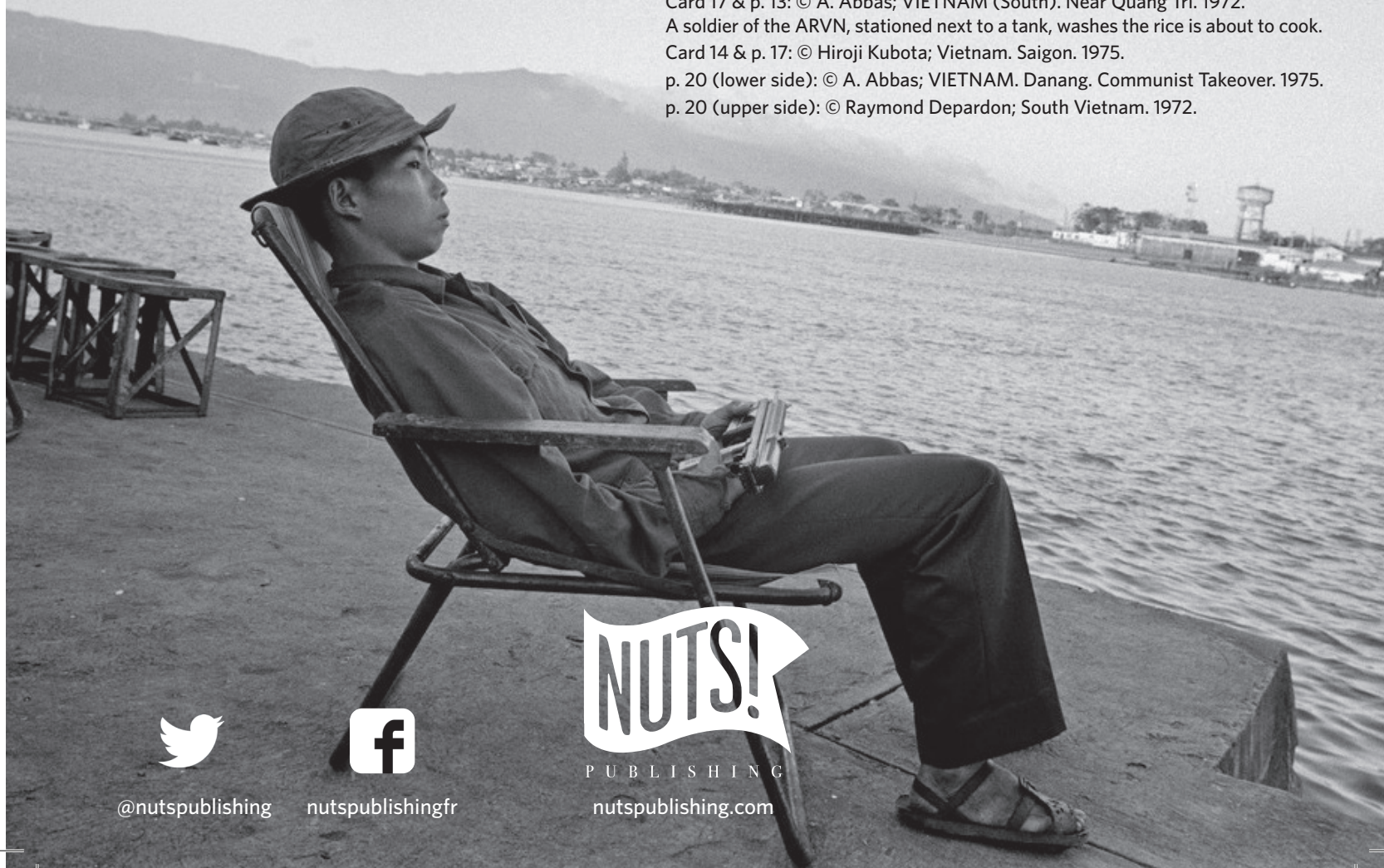
CREDITS

Design – Jean-Philippe Barcus & Pascal Toup
Box illustration – Tania Sanchez-Fortun
Box graphics – Gwenolé Oréal
Map & Cards graphics – Christophe Sancy
Layout and Rulebooks graphics – Julia Brétéché
Proofreaders – Nuts! Team
Playtesters – Alexandre Rousse-Lacordaire,
Xavier Roy, Jürgen Schulz, Pascal Valade



PHOTO CREDITS

Card 7 & p. 6: © Philip Jones Griffiths; VIETNAM. The battle for Saigon. ARVN soldier enters battle armed with toothbrush and playmate. 1968
Card 17 & p. 13: © A. Abbas; VIETNAM (South). Near Quang Tri. 1972.
A soldier of the ARVN, stationed next to a tank, washes the rice is about to cook.
Card 14 & p. 17: © Hiroji Kubota; Vietnam. Saigon. 1975.
p. 20 (lower side): © A. Abbas; VIETNAM. Danang. Communist Takeover. 1975.
p. 20 (upper side): © Raymond Depardon; South Vietnam. 1972.



@nutspublishing



nutspublishingfr



PUBLISHING

nutspublishing.com